


# Transpotter

(transport & otter)

## Introduction

Transpotter is an open-source, Hoverboard based transportation system for euro-boxes (Eurokisten), beverage crates and of course humans. Its main body is build out of wood, backed by parts of Hoverboard-frames. As drive the hoverboard-motors are used, as well as its control system.



## Hardware

The main body is made of shelves cut to the required length. This gives us very usefull dimensions, and of course very uniform ones. The shelves are cut a little longer then the crates, luckily they already have the same width. Borders for the euro-boxes are glued on the boards to prevent them from slipping.



Stack of 5 boards being glued.


The Hoverbaord-Motors are suspended with the help of the old wheel suspensions. To do so, they have to be cut down, as they are not perfectly flat. Don't forget to deburr the fresh cut edges, they can be dangerous for the cabling.




Afterwards, they are screwed to the board, as well as a protective sheet of acrylic glass, to protect the battery and the electronics.

It is important to use screws with a flat head, otherwise crates might not fit that well. The size of the screws is M6x30. Also use them to add two rollers to the front part of the cart. A roller diameter of 80mm fits very well, the overall height will be ~100mm.







## Electronics

## Software

From:  
<https://wiki.warpzone.ms/> - warpzone

Permanent link:  
<https://wiki.warpzone.ms/projekte:transpotter:start?rev=1511202589>

Last update: **20.11.2017**

